



# San Bernardino County

## Legislation Text

File #: 5147, Agenda Item #: 1

### REPORT/RECOMMENDATION TO THE BOARD OF SUPERVISORS OF SAN BERNARDINO COUNTY AND RECORD OF ACTION

November 16, 2021

#### **FROM**

**LEONARD X. HERNANDEZ, Chief Executive Officer, County Administrative Office**

#### **SUBJECT**

Supervisorial Redistricting

#### **RECOMMENDATION(S)**

1. Conduct a public hearing to receive, file and provide comment on the revised Supervisorial Redistricting draft maps that incorporate revisions requested by the Board of Supervisors.
  - a. Commission Map 2 Version 2
  - b. Commission Map 3 Version 2
2. Provide direction to County Staff that will result in the development of a single Supervisorial Redistricting draft map for future consideration by the Board of Supervisors.  
(Presenter: Leonard X. Hernandez, Chief Executive Officer, 387-5417)

#### **COUNTY AND CHIEF EXECUTIVE OFFICER GOALS & OBJECTIVES**

**Promote the Countywide Vision.**

**Improve County Government Operations.**

**Ensure Development of a Well-Planned, Balanced, and Sustainable County.**

**Pursue County Goals and Objectives by Working with Other Agencies and Stakeholders.**

#### **FINANCIAL IMPACT**

Approval of this item will not result in the use of additional Discretionary General Funding (Net County Cost).

#### **BACKGROUND INFORMATION**

The Board of Supervisors (Board) must adopt by December 15, 2021, boundaries for all of the supervisorial districts based on 2020 U.S. Census data so that the districts are substantially equal in population and comply with state and federal law setting the criteria used to redraw district boundaries.

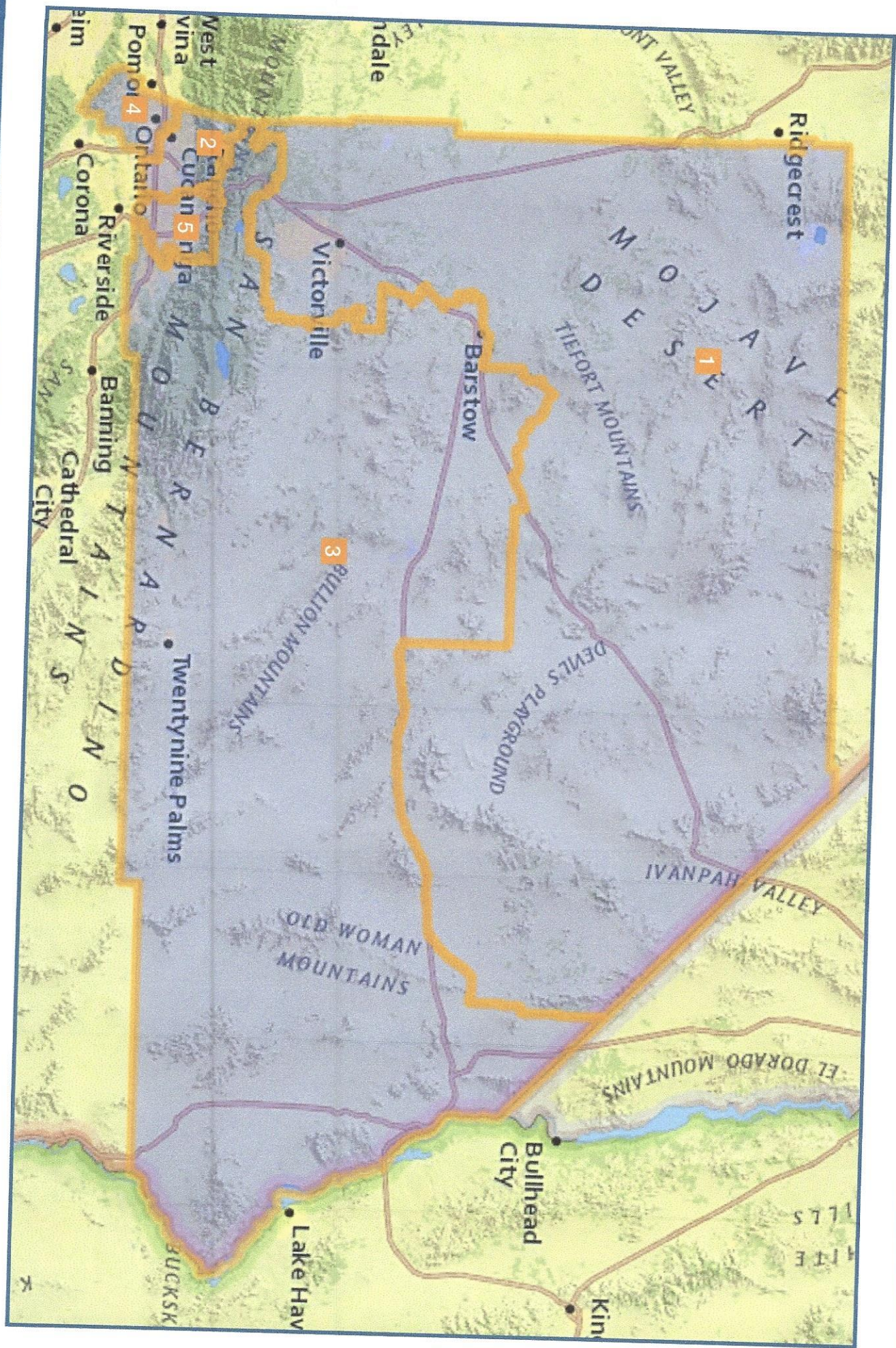
The new County Charter, approved by the voters in the November 2020 election as Measure "J", required the Board to adopt an ordinance establishing a supervisorial district redistricting commission. On March 2, 2021 (Item No. 53), the Board adopted an ordinance establishing an Advisory Redistricting Commission (Commission). The ordinance requires the Commission to recommend to the Board a minimum of two possible maps containing the boundaries for all of the supervisorial districts within sufficient time for the Board to meet all State deadlines. On April 20, 2021, the Board appointed five primary and five alternate members to the Commission, nominated by each of the five members of the Board, and acknowledged the appointment of two retired Superior Court Judges by the Presiding Judge.

REDISTRICTING SAN BERNARDINO  
COMMISSION MAP 2 - VERSION 2

	District 1	District 2	District 3	District 4	District 5
2020 Census Count*	430,041	441,285	430,650	440,910	437,266
Deviation #	-5,989	5,255	-5,380	4,880	1,236
Deviation %	-1.4%	1.2%	-1.2%	1.1%	0.3%
2010 Census Count	391,385	418,604	406,095	411,309	407,780
2019 CVAP*	256,510	283,980	297,001	278,862	244,659
2010 CVAP	224,150	234,154	271,651	237,730	208,208
% Unincorporated	19.6%	6.2%	23.3%	2.9%	17.6%

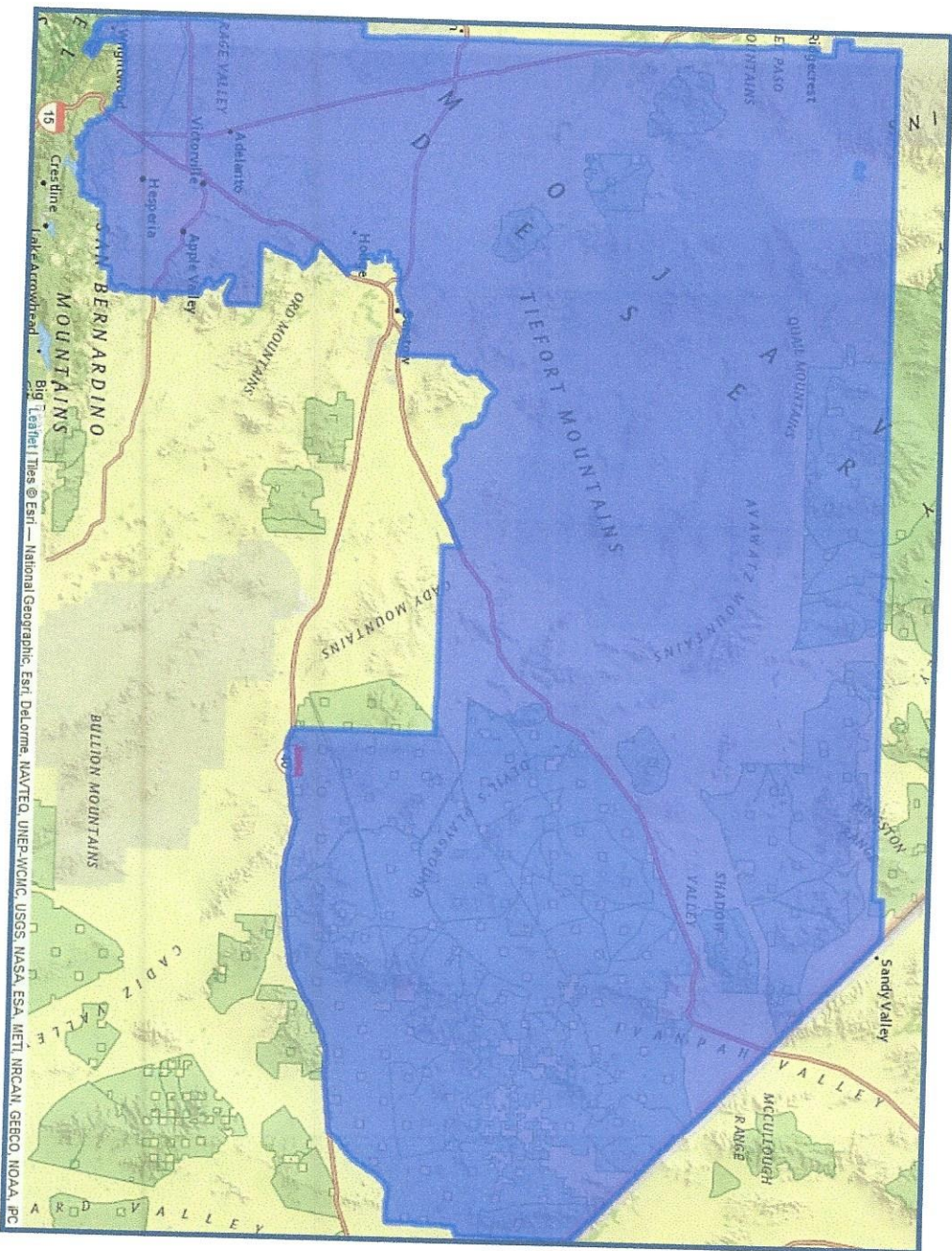
\*Adjusted for prisoner reallocation

REDISTRICTING SAN BERNARDINO  
COMMISSION MAP 2 - VERSION 2



# REDISTRICITING SAN BERNARDINO COMMISSION MAP 2 - VERSION 2

## District 1

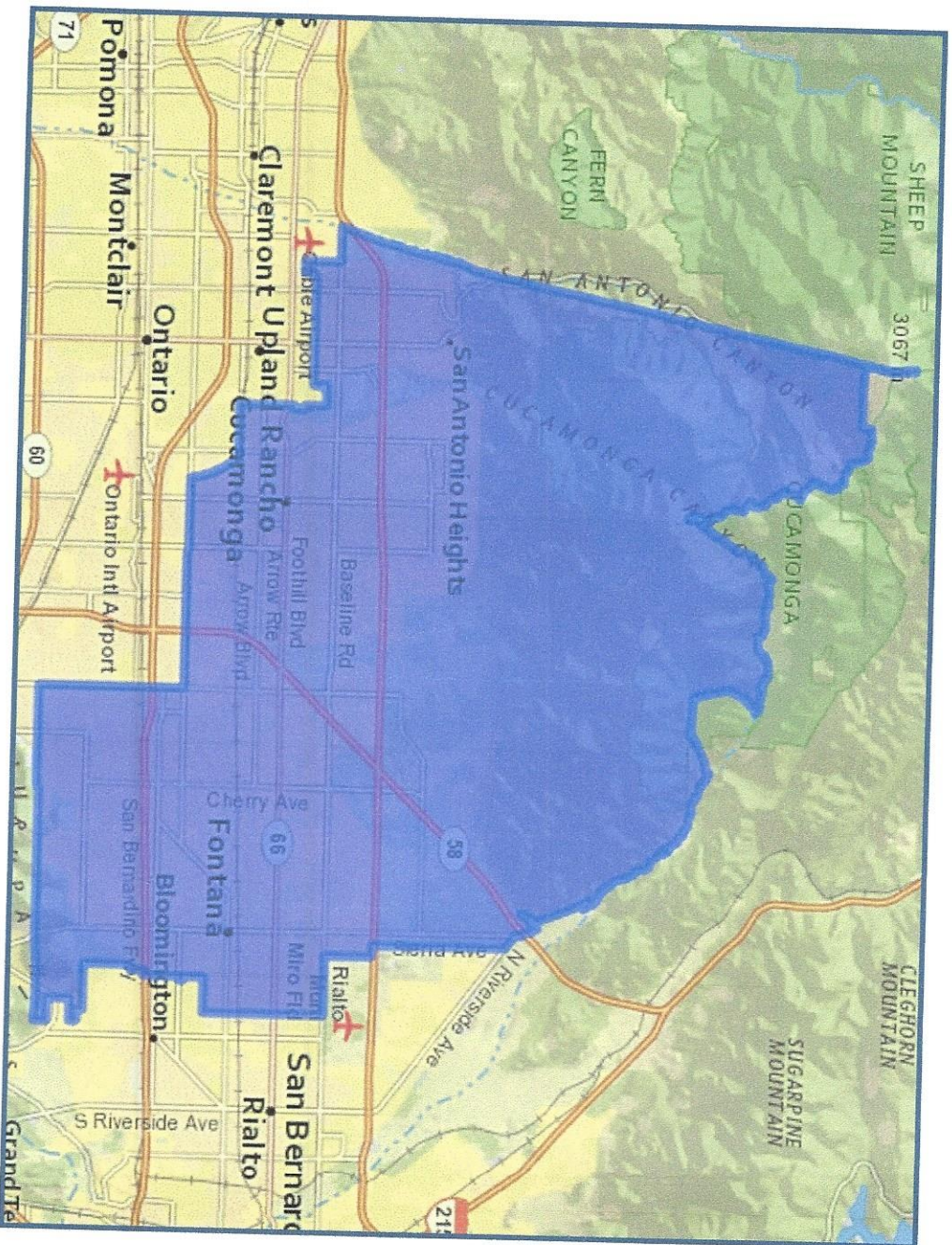


	2020 Count*		2019 CVAP*	
Total	430,041		256,510	
White	135,174	31.43%	114,247	44.54%
Black	44,268	10.29%	26,547	10.35%
Asian	14,006	3.26%	6,823	2.66%
Hispanic	213,977	49.76%	101,801	39.69%

\*Adjusted for prisoner reallocation

REDISTRICTING SAN BERNARDINO  
COMMISSION MAP 2 - VERSION 2

District 2

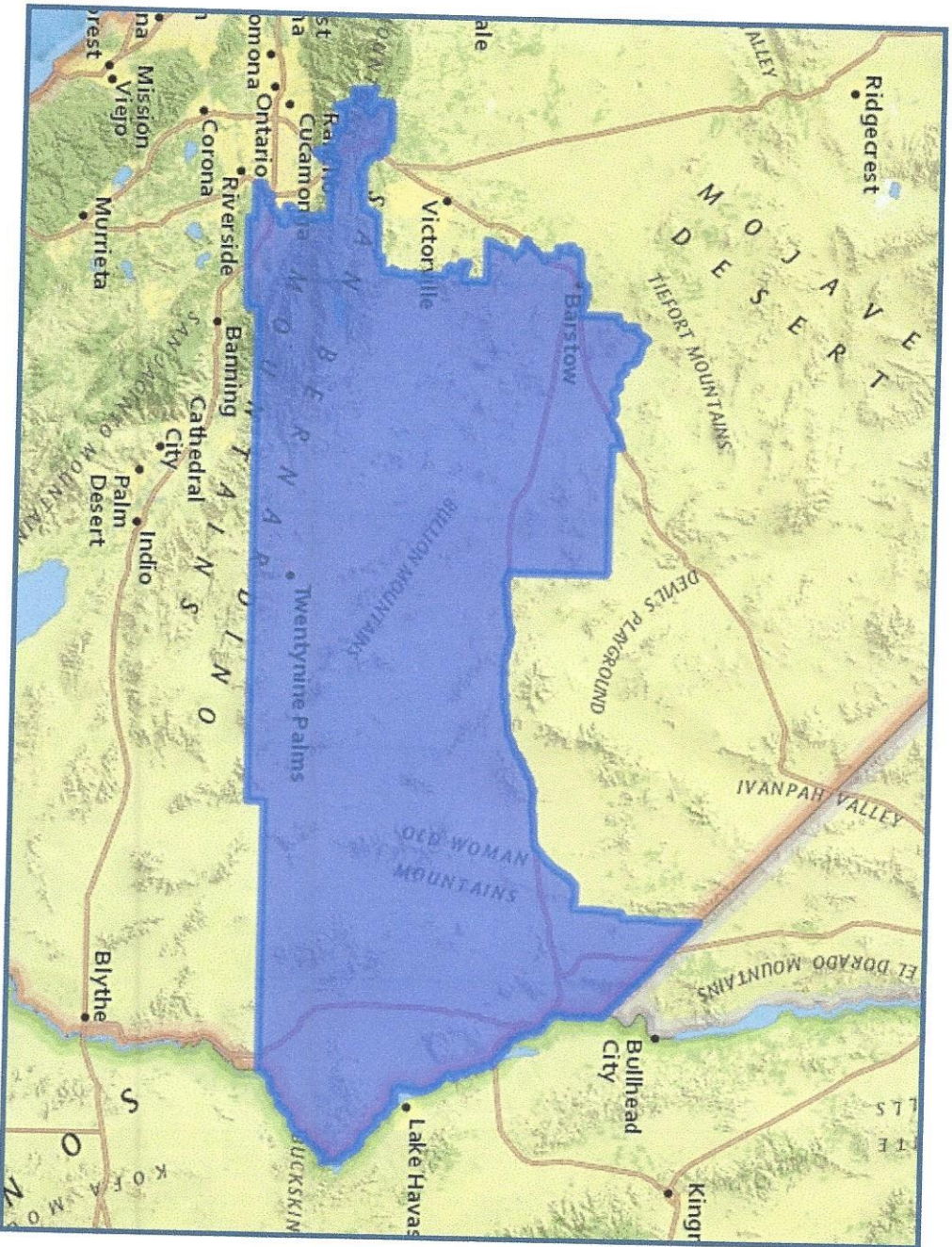


	2020 Count*		2019 CVAP*	
Total	441,285		283,980	
White	104,656	23.72%	89,010	31.34%
Black	34,950	7.92%	27,720	9.76%
Asian	46,941	10.64%	22,521	7.93%
Hispanic	237,266	53.77%	136,937	48.22%

\*Adjusted for prisoner reallocation

REDISTRICTING SAN BERNARDINO  
COMMISSION MAP 2 - VERSION 2

District 3

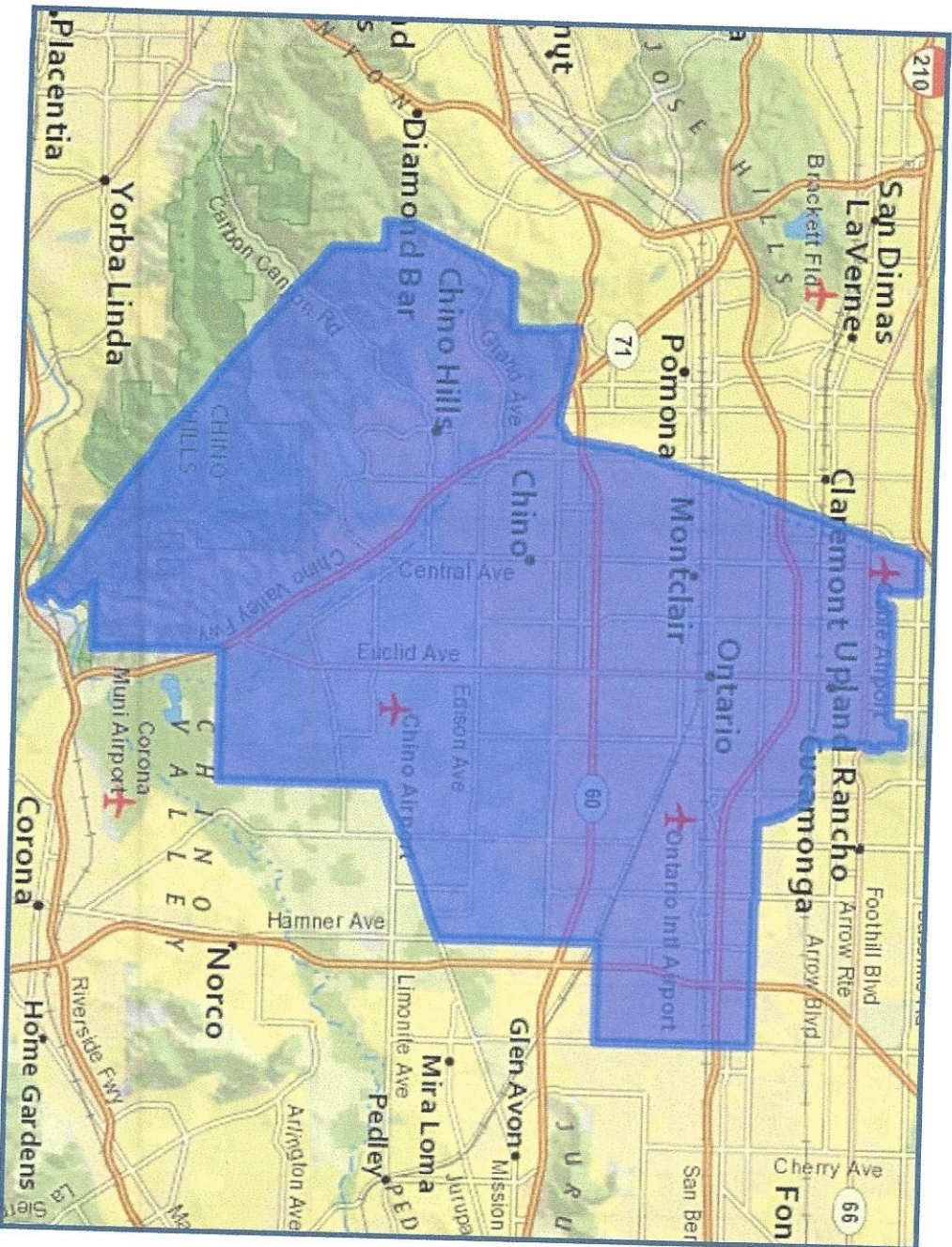


	2020 Count*		2019 CVAP*	
Total	430,650		297,001	
White	197,859	45.94%	166,473	56.05%
Black	26,503	6.15%	19,072	6.42%
Asian	28,120	6.53%	15,446	5.20%
Hispanic	151,306	35.13%	84,970	28.61%

\*Adjusted for prisoner reallocation

REDISTRICTING SAN BERNARDINO  
COMMISSION MAP 2 - VERSION 2

District 4

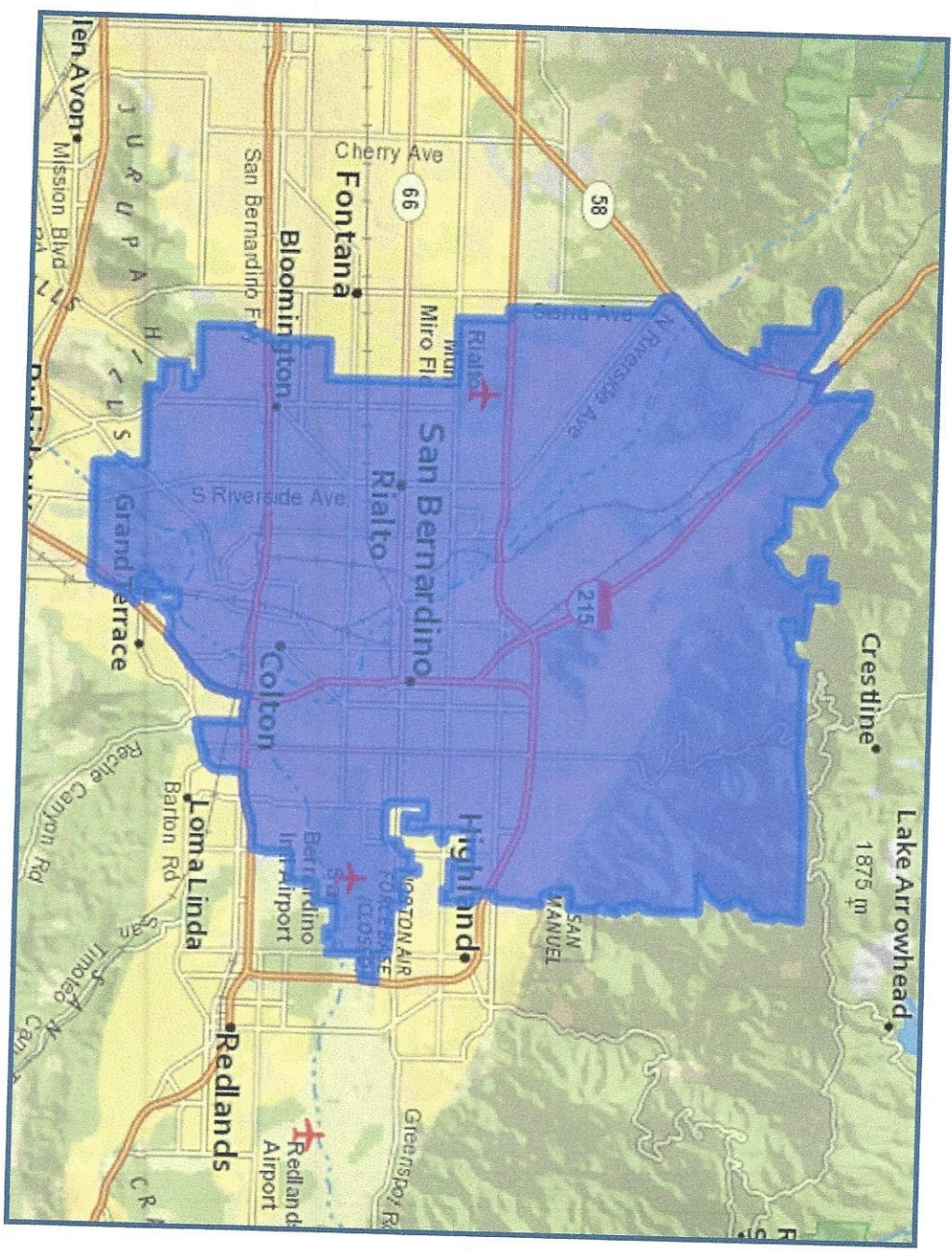


	2020 Count*		2019 CVAP*	
Total	440,910		278,862	
White	78,675	17.84%	77,354	27.74%
Black	23,143	5.25%	15,674	5.62%
Asian	73,401	16.65%	35,967	12.90%
Hispanic	250,745	56.87%	140,639	50.43%

\*Adjusted for prisoner reallocation

REDISTRICTING SAN BERNARDINO  
COMMISSION MAP 2 - VERSION 2

District 5



	2020 Count*		2019 CVAP*	
Total	437,266		244,659	
White	48,802	11.16%	45,775	18.71%
Black	44,674	10.22%	35,420	14.48%
Asian	13,608	3.11%	7,996	3.27%
Hispanic	317,146	72.53%	149,692	61.18%

\*Adjusted for prisoner reallocation